



C.H.M.E Society's,
Bhonsala Military College
Rambhoomi, Nashik

Economics Department

Establishment & Name of Courses

Year of Establishment

20th June 1989

Names of Programmes / Courses

Course	Duration
PG:-Economics (F.Y.M.Com.)	Two Years
UG:- Economics (F.Y.,S.Y.& T.Y.B.A.)	Three Years
UG:-Economics (F.Y.,S.Y.& T. Y. B. Com.)	
UG:-Economics (F.Y.,S.Y.& T.Y.B.B.A.)	

Semester Pattern

Annual Pattern

Teaching Post

Sanctioned

Filled

Asst. Professors

02

02

Faculty Qualifications

Name

Dr. S. S. Savant

Ms.Ambekar

Qualification

M.A.(Economics), SET,
Ph.D

M.A.(Economics)
M.Phil

Designation

Head of Dept.

Lecturer.

No. of Experience

12

09

Student -Teacher Ratio

Class	No of Students	Ratio
2015-2016		
F.Y.B.A.	105	363:01
S.Y.B.A.	39	
T.Y.B.A.	06	
F.Y.B.Com.	223	
S.Y.B.Com.	207	
T.Y.B.Com.	146	
2016-2017		
F.Y.B.A.	81	345:01
S.Y.B.A.	10	
T.Y.B.A.	13	
F.Y.B.Com.	207	
S.Y.B.Com.	196	
T.Y.B.Com.	182	

Publications

Name of Faculty	Particulars	2012-13
Dr. S. S. Savant	National	01
Miss D. D. Ambekar	National	01

Diversity of Students

Same State

100%

Student profile programme/course wise

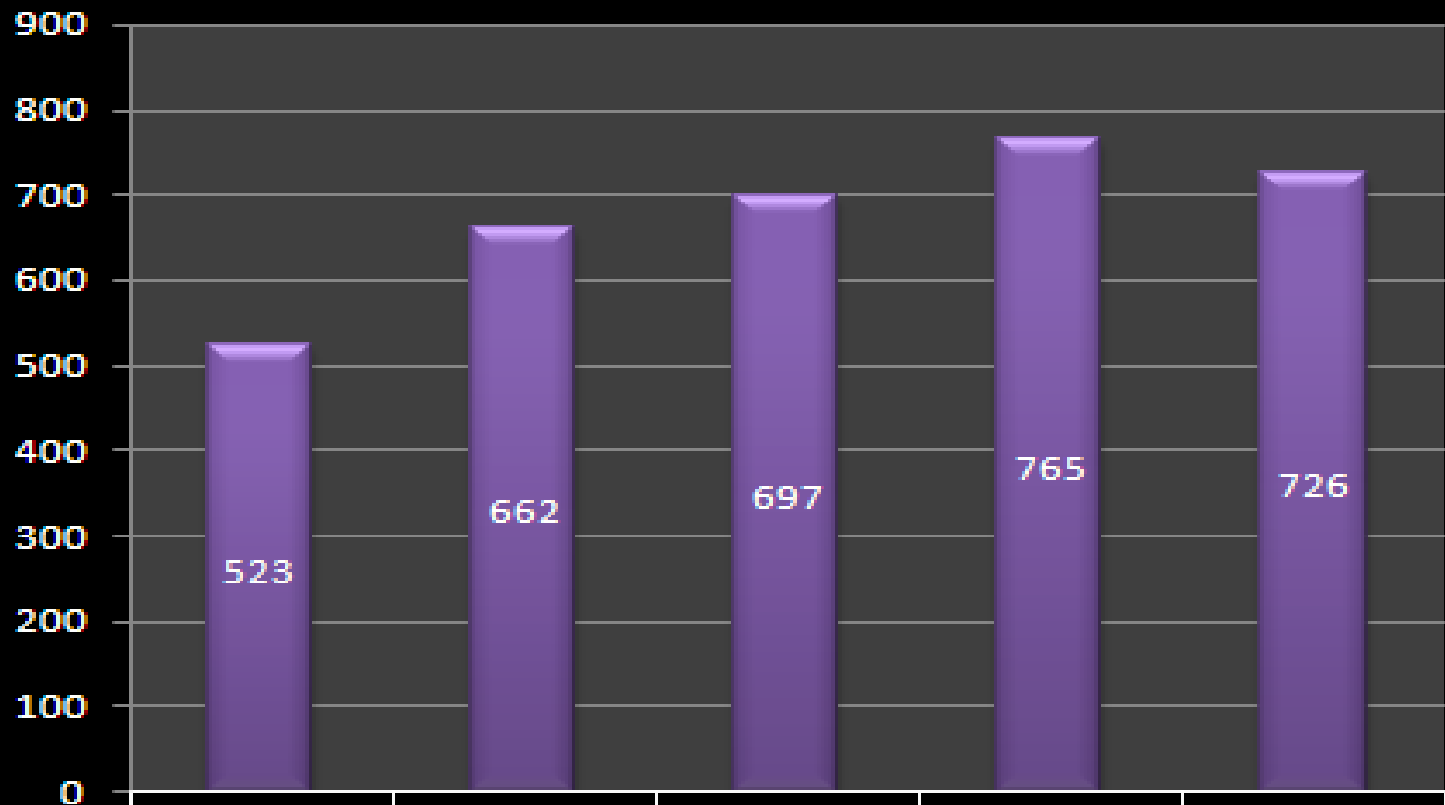
Name of the Course/programme (refer question no. 4)	Applications received	Selected	Enrolled		Pass percentage
			*M	*F	
2016-2017					
F.Y.B.A.	69	69	-	-	66.66
S.Y.B.A.	08	08	07	01	50.00
T.Y.B.A.	11	11	03	08	90.90
F.Y.B.Com.	200	200	-	-	72.5
S.Y.B.Com.	196	196	-	-	74.73
T.Y.B.Com.	166	166	66	100	50.00
2015-2016					
F.Y.B.A.	81	81	-	-	81.48
S.Y.B.A.	39	39	24	15	50.00
T.Y.B.A.	07	06	06	01	71.42
F.Y.B.Com.	212	212	-	-	58.96
S.Y.B.Com.	207	207	83	124	81.31
T.Y.B.Com.	146	136	71	65	55.88

Student profile programme/course wise

Name of the Course/programme (refer question no. 4)	Applications received	Selected	Enrolled		Pass percentage
			*M	*F	
2014-2015					
F.Y.B.A.	109	109	67	42	72.47
S.Y.B.A.	07	07	06	01	71.43
T.Y.B.A.	18	18	06	12	83.33
F.Y.B.Com.	239	239	109	130	64.85
S.Y.B.Com.	173	173	89	84	76.83
T.Y.B.Com.	198	198	102	96	61.11
2013-2014					
F.Y.B.A.	57	57	34	23	82.46
S.Y.B.A.	17	17	07	10	88.24
T.Y.B.A.	12	12	04	08	100
F.Y.B.Com.	199	199	97	102	69.85
S.Y.B.Com.	229	229	-	-	80.61
T.Y.B.Com.	192	192	106	86	71.20

Graphical Representation

Student Strength



Student Strength

523

662

697

765

726

Details of Infrastructural facilities

Library

- **College Library is being used by the students**

Internet facilities for Staff & Student

- **Network Resource Center is available for students and staff**

Class rooms with ICT facility


- **Soft Skills Room is used for ICT facility**

Financial Support to students


All backward classes and Economically backward Students avail Scholarship from the State and Central Governments

Student enrichment programmes

Class Room Seminars, Assignments and Presentations



Teaching methods adopted to improve student learning



Interactive sessions.

Question Answer Sessions.


Discussion on various subject related topics out of the curriculum.

Participation in Institutional Social Responsibility (ISR) and Extension

Plantation Programme to enrich local environment

Cleaning Programme

Active participation in NSS programmes



SWOC Analysis

Strength

1. Expert Teaching Faculty
2. Bonding with students
3. Positive Team Spirit

Weakness

1. Shared non-Technical manpower
2. Shared space

Opportunity

1. Imparting education to students
2. Motivating students for higher education

Challenges

1. Job Opportunities
2. Subject difficulty level

Contribution of Faculty in the activities of the college

the college

Dr. S.S.Savant

- 1. Co-ordinator for MBA programme of YCMOU center run by the college**
- 2. Assists the college staff in filing their Income Tax return and in their investments.**
- 3. Active participation in various events and committees of the college**

Ms. D.D.Ambekar

- 1. Active Participation in Annual Social Cultural Programmes**